



Dynamics of Glyphosate in the Rhizosphere: A Possible Threat to Crop Plants?



T.Tesfamariam, S.Bott. G.Neumann, I.Cakmak, V. Römheld
Institute of Plant Nutrition, University Hohenheim, Stuttgart, Germany
Sabanci University, Istanbul, Turkey

e-


mail: roemheld@uni-hohenheim.de

Overview

- Introduction/Background
- Relevant knowledge on glyphosate
- Waiting times: An important issue?
- The Rhizosphere: Place for possible glyphosate toxicity
- Roots of target plants: Key players in stabilization and toxicity
- Conclusions / Prospects

Symposium on Mineral Nutrition and Disease Problems in
Modern Agriculture: Threats to Sustainability?.


Piracicaba, Brazil, 20.-21.Sept. 2007



Universität Hohenheim University Hohenheim

(founded 1818)





Institut für Pflanzenernährung
Institute of Plant Nutrition
(founded 1923 for Prof. Margarethe v. Wrangell)





Dynamics of Glyphosate in the Rhizosphere: A Possible Threat to Crop Plants?



T.Tesfamariam, S.Bott. G.Neumann, I.Cakmak, V. Römheld
Institute of Plant Nutrition, University Hohenheim, Stuttgart, Germany
Sabanci University, Istanbul, Turkey

e-

mail: roemheld@uni-hohenheim.de

Overview

- Introduction/Background
- Relevant knowledge on glyphosate
- Waiting times: An important issue?
- The Rhizosphere: Place for possible glyphosate toxicity
- Roots of target plants: Key players in stabilization and toxicity
- Conclusions / Prospects

Symposium on Mineral Nutrition and Disease Problems in
Modern Agriculture: Threats to Sustainability?
Coplacana, Piracicaba, Brazil, 20.-21.Sept. 2007

■ Introduction/Background

Roundup® UltraMax ist da!

Sicherheit und Wirksamkeit. Immer und überall.

25% höhere Konzentration **Neu!**

Roundup® UltraMax, der neue Standard in der Flüssigformulierung.

- Maximale Zuverlässigkeit und Wirksamkeit
- Regenfest bereits nach 1 Stunde
- Umbruch nach nur 7 Tagen auch bei Quacke
- Anwendung möglich auf taufeuchte Bestände
- Unabhängig von Temperaturwechseln

Unbehandelte Pflanzen in silberner Wassertüte - geringe Fluoreszenz

Nach Anwendung von Roundup® UltraMax - starke Fluoreszenz - deutliche Blattschädigung

Das neue hoch wirksamere Wirkstoffsalz besitzt 25% höhere Wirkstoffkonzentration über alle großen Pflanzengattungen. Der Wirkstoff wird schneller wirksam und wirkt über 30% mehr auf die Pflanze. Bei viel gefährlichen Schadkräutern kann einwirkende Wirkstoffkonzentration wenige Stunden nach der Anwendung von Roundup® UltraMax.

- 25% höhere Konzentration und dadurch niedrigere Aufwandsmengen pro Hektar
- Breitetes Zulassungsspektrum
- Keine Abstandsauflagen zu Nichtzielpflanzen und Gewässern, Ländervorgaben beachten

Hotline: 0188 / 999 03 31
Schritt- und kompetente Beratung zum Ortstarif
info@roundup-ultramax.de
www.roundup-ultramax.de

MONSANTO

Roundup UltraMax
Wirkt maximal - immer!

Glyphosate:

- Worldwide the most widely used herbicide (Trade name „Roundup).
- Non-selective, inhibits synthesis of aromatic amino acids via the shikimate pathway.
- Efficient and cheap – low production costs
- General claimed (e.g. by Monsanto) :
 - rapid microbial degradation and / or binding to the soil (= detoxification)
 - no residual effects in soils
 - no negative environmental effects

However, recent observations suggest significant side effects on non-target organisms!!

Observed interactions between glyphosate and crop plants

- Partial desiccation of cover crops after wheat by accidental double application of glyphosate (4L/ha glyphosate) before sowing of cover crops



(Farm near Tübingen, Germany 2006)

- Enhanced drought stress after glyphosate applications
(see: glyphosate case between cotton growers in Texas and Monsanto)
 - due to strongly inhibited root growth or
to impeded nutrient acquisition (Mn, Zn, Fe, K) and
thus due to more heat stress problems.
- Drought stress partially linked with enhanced root diseases



Drought spells in sugar cane due to take-all (Sao Paulo State, 2004)

Observed interactions between glyphosate and micronutrients

In the USA with a high percentage of RR (Roundup-resistant)-crops, there are increasing reports on:

- micronutrient deficiencies induced by glyphosate
- increase in demand for micronutrient foliar fertilizers

(Jurin, 2004; Brown, 2005)

Glyphosate-induced Mn deficiency in soybeans on a low- Mn soil (D. Huber)



Interaction of seed applied Fe and glyphosate application on Fe deficiency chlorosis in soybeans; Minnesota, USA (Jolley et al., Soil Sci Plant Nutr. 50, 793-981, 2004)

	visual chlorosis score		grain yield		Treatment
	(1=green to 5 =severe)		(t/ha)		
	- Fe	+ Fe*	- Fe	+ Fe*	
Control (no herbicide)	3.1	2.8	1.01	1.70	
Glyphosate	3.7	3.3	0.27	0.61	

* 50g Fe/ha as FeEDDHA applied to seeds

Ni deficiency in pecan trees:

glyphosate-induced similar to Mn- and Fe-deficiency as assumed by Yamada?

- via strongly inhibited root growth by glyphosate,
- via inhibited micronutrient acquisition and thus susceptibility to heat stress, (- besides high Zn-induced Ni deficiency).



A Ni-deficient (left row).

B Ni-sufficient (right row).

Mouse ear symptoms

Arguments for an additional management factor such as glyphosate besides a low Ni status of the soil: a high heterogeneity of Ni deficiency symptoms within pecan orchards!

Low Ni status of a soil alone should result in a much more homogeneous distribution of the symptoms!


(Wood et al. 2003;
Chen Bai et al. 2006)

Observed interactions between glyphosate and diseases

The dieback syndrome (C.V.C.) is particularly expressed in traditional production systems with a high application rate of the herbicide Roundup (Glyphosate), but less in biological production systems with *Brachiaria* mulch for weed control.



(traditional system)
use of Roundup



(link with the Zn and Mn nutritional status)



(biological system)
mulching, no herbicide

High incidence level of *Fusarium* Head Blight (FHB) in wheat in Saskatchewan, Canada



“Risk Production Factors” associated with FHB:

Environment (rainfall, temperature)

Crop Production Factors-

**** Roundup applied 18-36 months prior to wheat planting had the most consistent relationship to FHB development across all years studied.**

Fernandez et al., 2005; Crop Sci. 45, 1908-1916

A wide range of observations believed due to glyphosate applications: How can they all induced by glyphosate or explained?

- What do we know on glyphosate for understanding these various before mentioned observations in fields?

In discussions with various representatives of Monsanto (e.g. Brazil, Europe, St Louis USA)

no links between these mentioned observations and glyphosate use!

Safety, always and everywhere!

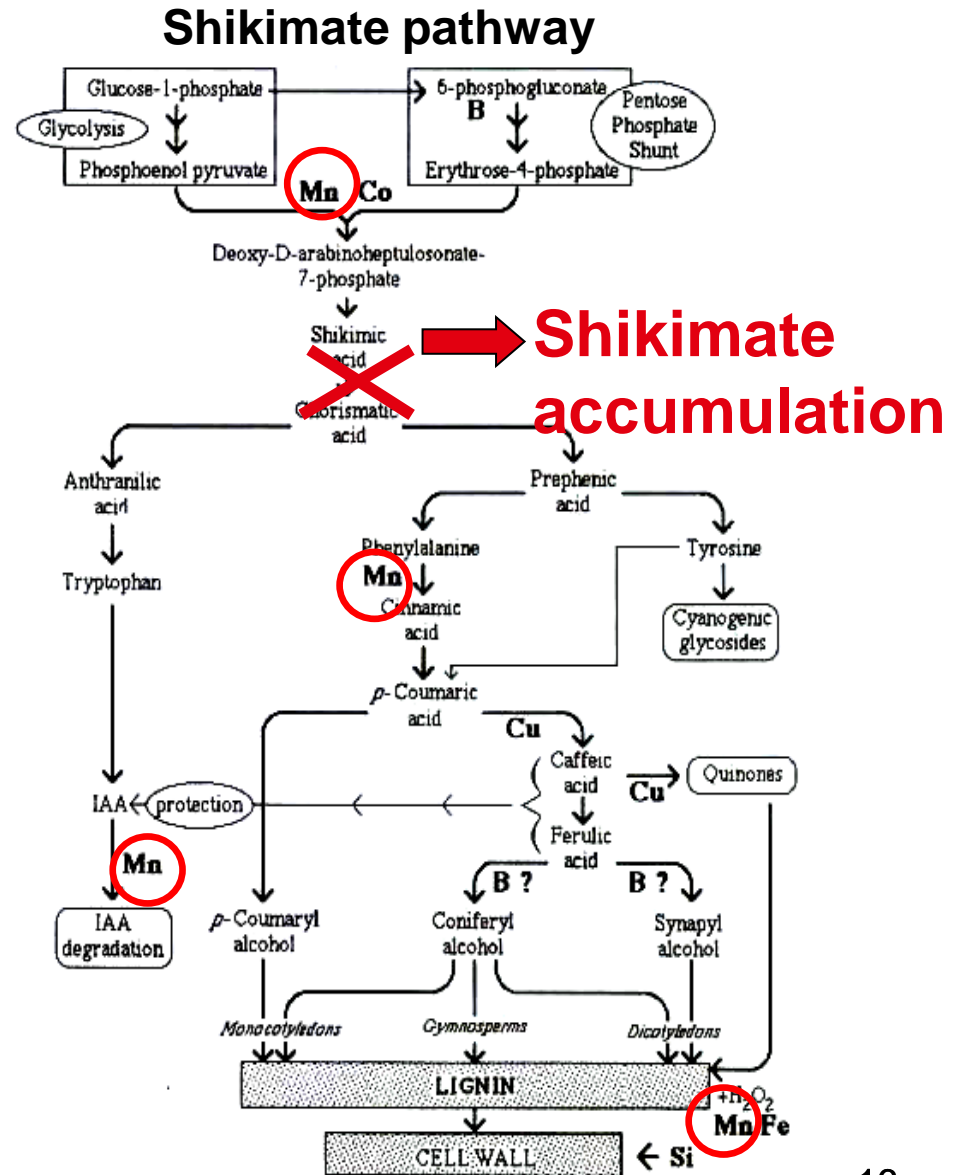
- However: What have we to know on glyphosate for a better understanding and possible counteraction against these observed negative effects by management?
- Need for a more integrative or holistic view!

■ Relevant knowledge on glyphosate

Glyphosate is a non-selective, systemic, phloem-mobile inhibitor of the enzyme EPSPs, disrupting the shikimate pathway for biosynthesis of essential aromatic amino acids such as tryptophan, phenylalanine and tyrosine.

In plants, glyphosate is quite stable, with little detectable degradation occurring over long periods and tends to accumulate in the meristematic regions.

Source: Gruys & Sikorki, (1999).



□ Relevant knowledge on glyphosate

Strong fixation to soil = immobilization = detoxification

(possible re-mobilization as a phosphoric compound?)

Inhibition of the shikimate pathway (see presentation before!)

Preferential transport within target plants to apical tissue (e.g. root tips)

Release into the rhizosphere


and what is then? What is the mechanism of this release into the rhizosphere and how fast is this release depending on which factors?

(important questions which are not seriously addressed by Monsanto or even by S. O. Duke as a well-known herbologist from USDA, USA)

Glyphosate applied to target plants (weed) can be released into the rhizosphere


Induction of Fe deficiency chlorosis in non-target plants (sunflower) induced by glyphosate transfer from foliar treated target plants (soybean)

Nutrient solution experiment



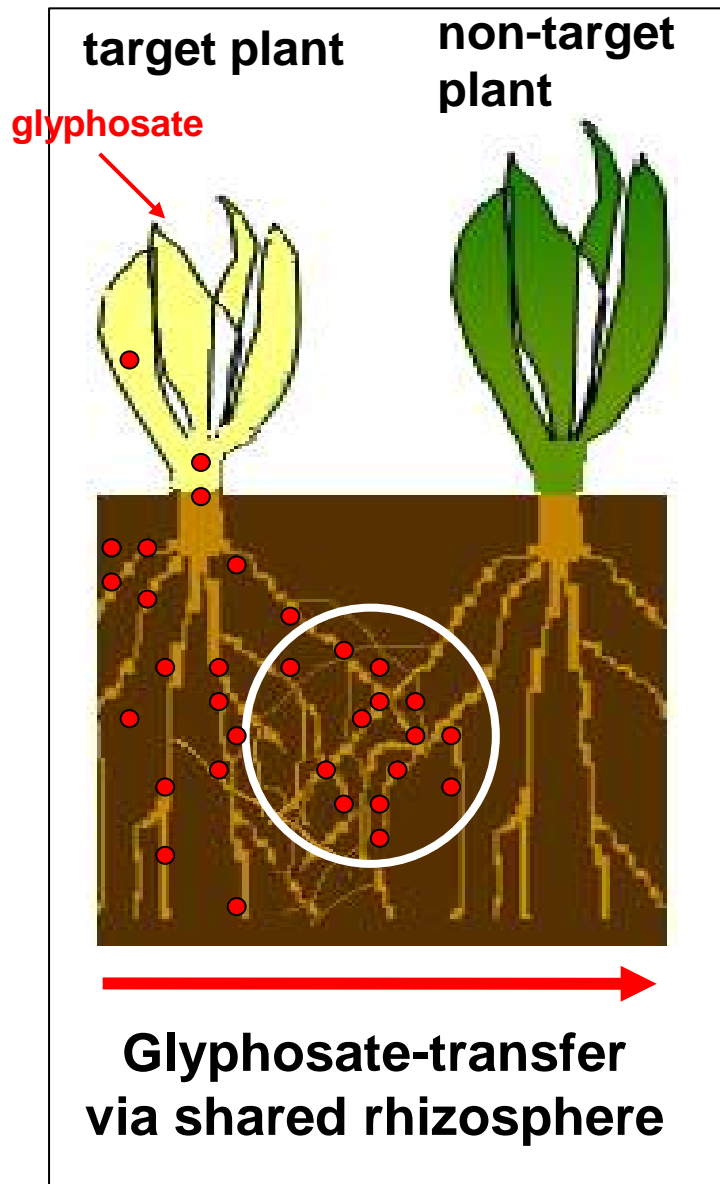
Glyphosate application to target plants

Rhizobox experiment



Fe deficiency symptoms in non-target plants ... and accumulation of shikimate!

□ Relevant knowledge on glyphosate



What have we to know?

After accumulation of glyphosate in the roots of target plants (e. g. weed) release into the rhizosphere with possible consequences for a non-target crop plant!

Glyphosate dynamics in plants:

Glyphosate: ●
AMPA: ●

foliar application of glyphosate on target-plants (weeds)/ glyphosate-resistant cultivars; uptake by leaves potential influenced by composition of spray solution (e.g. addition of Ca, Fe, Mn) (Bernards et al. 2005 Weed Sci. 53)

accumulation of glyphosate in meristematic shoot tissue (Hetherington et al. 1999. J. Exp. Bot. 50)

depending on plant species degradation of glyphosate to AMPA in shoots at a lower rate (Nandula et al., 2007 J. Agric. Food Chem. 55)

rapid translocation of glyphosate from shoots to roots (Hetherington et al. 1999. J. Exp. Bot. 50)

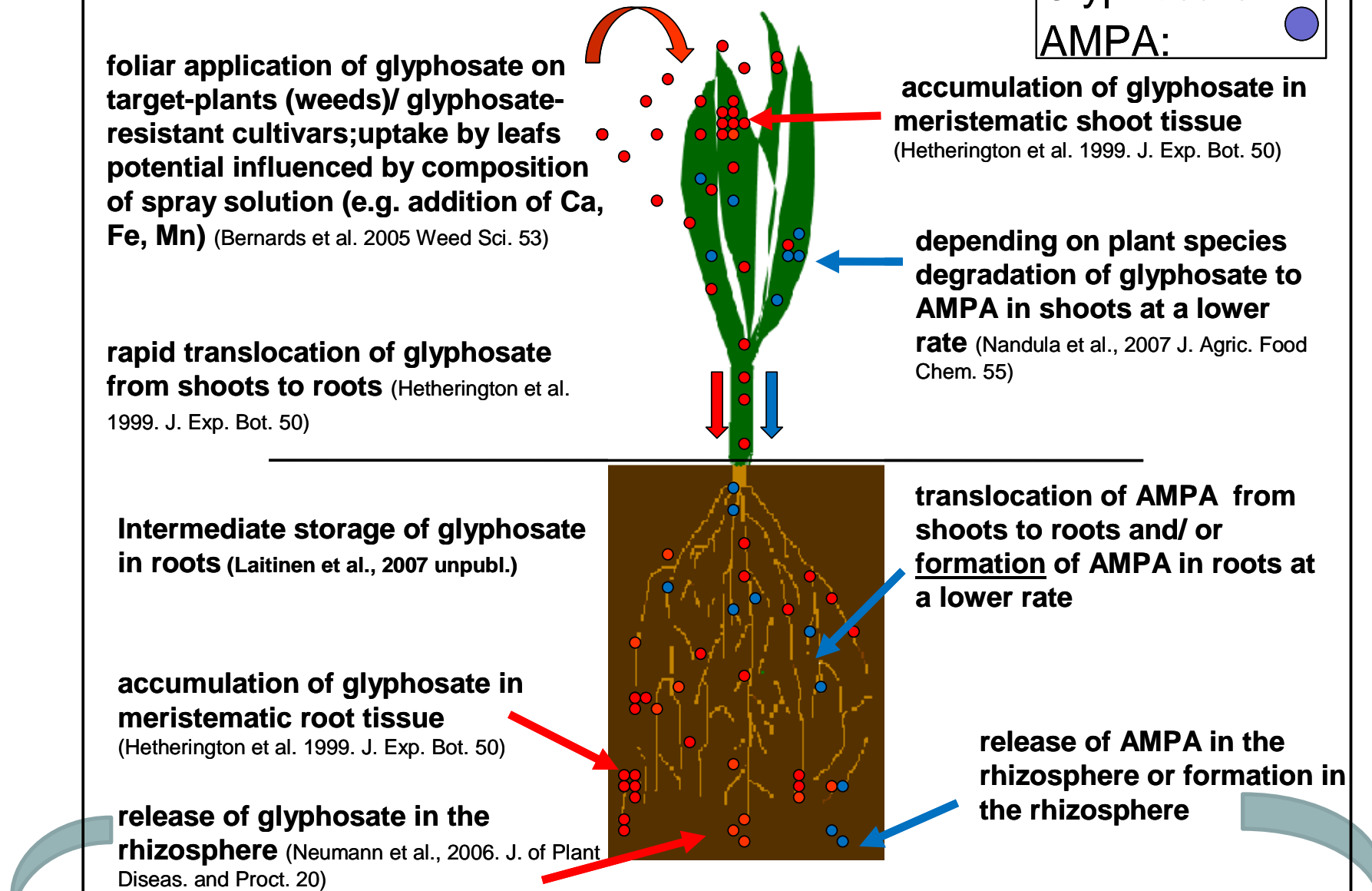
Intermediate storage of glyphosate in roots (Laitinen et al., 2007 unpubl.)

translocation of AMPA from shoots to roots and/ or formation of AMPA in roots at a lower rate

accumulation of glyphosate in meristematic root tissue (Hetherington et al. 1999. J. Exp. Bot. 50)

release of AMPA in the rhizosphere or formation in the rhizosphere

release of glyphosate in the rhizosphere (Neumann et al., 2006. J. of Plant Dis. and Proct. 20)



Open questions: What is the mechanism of this release into the rhizosphere and how fast is this release depending on which factors?

□ Relevant knowledge on glyphosate

- How long this toxic glyphosate or AMPA can be stored in roots of target plants..... depending on which soil and management factors?

Important questions for the issue of waiting times after glyphosate use by farmers before sowing/planting the next following crop!

■ Waiting times: An important issue?

Regarding Monsanto's representatives (2006) there is no need for waiting times to be considered! No need for such an indication on package label for directions for use by farmers!

Even advertisement for an use of glyphosate till one week after sowing in Germany or Brazil!



Is this general statement of Monsanto responsible to farmers and in agreement with increasing observations by farmers and research result during the last years?

Effects of timing of cover crop desiccation on RR soybean yield
(field experiment in Brazil by representatives of Monsanto)


Time of desiccation	Cover crop		
	Black oat	Ryegrass	Fallow
21 dbp	(100)	(100)	(100)
14 dbp	-2.1	-7.3	-3.7
7 dbp	-6.8	-18.5	-12.3
0	-11.2	-23.4	-17.2
7 dap	-17.4	-25.9	-21.2

dbp = days before planting; dap = days after planting

(Aroldo Marochi, 2006)

Clearly, best time for glyphosate application 2-3 weeks before sowing of the following crop (even for RR soybeans) in Brazil on low buffered soils!

Results by POTAFOS, Brazil showing the need of waiting times



dap = day after planting, dbp = days before planting

“best plant development when sowing soybean 14-21 days after desiccation by glyphosate”

Relevance of waiting times after weed glyphosate desiccation (model green house experiment) :

Luvisol



Sunflower plants grown on a Luvisol (subsoil) sown 0, 7, 14, 21DAA (after glyphosate application) to weed or mechanical weeding (-Gly).

Arenosol

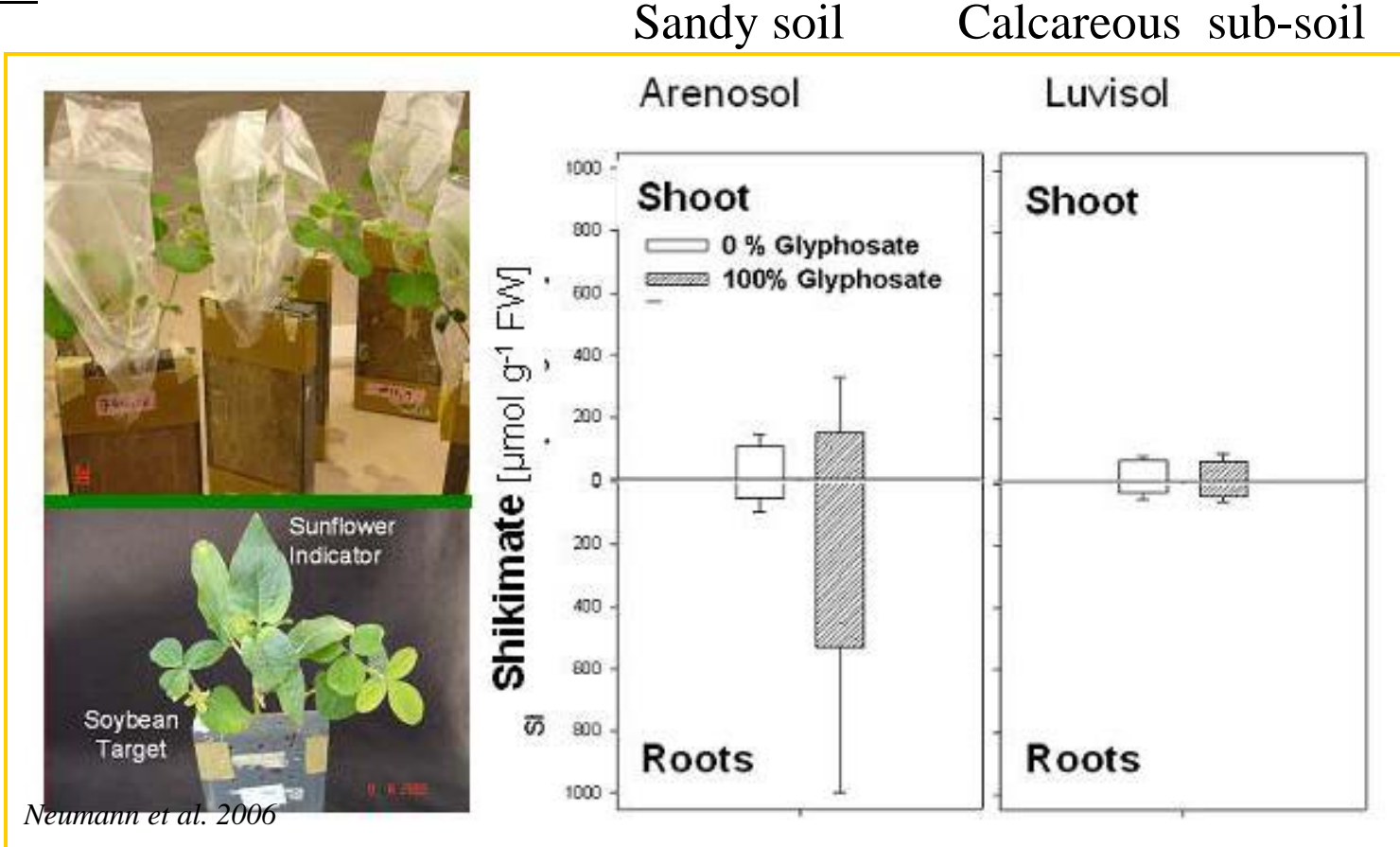


Sunflower plants grown on an Arenosol sown 0, 7, 14, 21DAA (after glyphosate application) to weed or mechanical weeding (-Gly).

Sever plant growth inhibition if waiting time is less than 21 days and a stronger observed toxicity if buffering capacity of the soil is low.

➔ This indicates relevance of waiting time in glyphosate use and the consideration of the soil type! (Surprisingly, no significant effect on the Mn nutritional status of the plants)

Soil type dependent **Short-term rhizosphere transfer** of glyphosate from glyphosate-treated RR soybean (recommended dosage) to simultaneously cultivated, untreated sunflower.



Shikimate accumulation (indicator for glyphosate toxicity) in sunflower 7 days after glyphosate application to soybean


Glyphosate-induced shikimate accumulation in non-target sunflower plants on the Arenosol, but not on the calcareous soil (rapid immobilisation of glyphosate on the calcareous soil as Ca-salts ???)

Root to Root transfer of glyphosate from target (*Lolium perenne*) to non-target plants (sunflower) depending on waiting time after glyphosate application

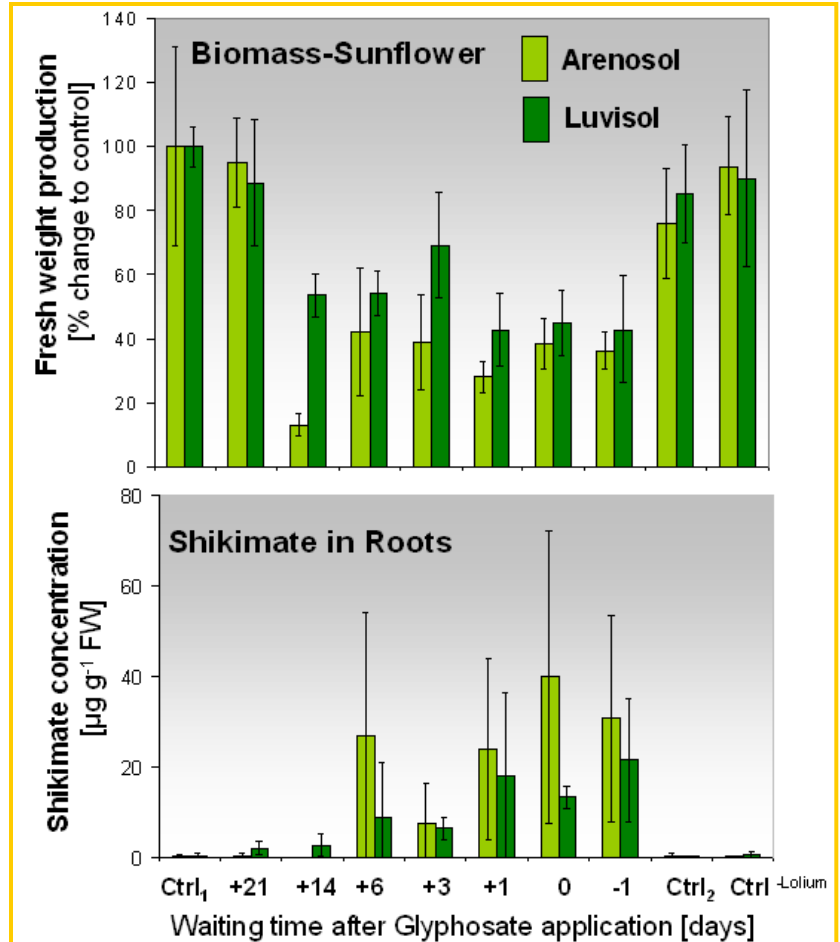
Plant growth and intracellular shikimate accumulation as physiological indicator for glyphosate toxicity .

Target plant:
Lolium perenne
before

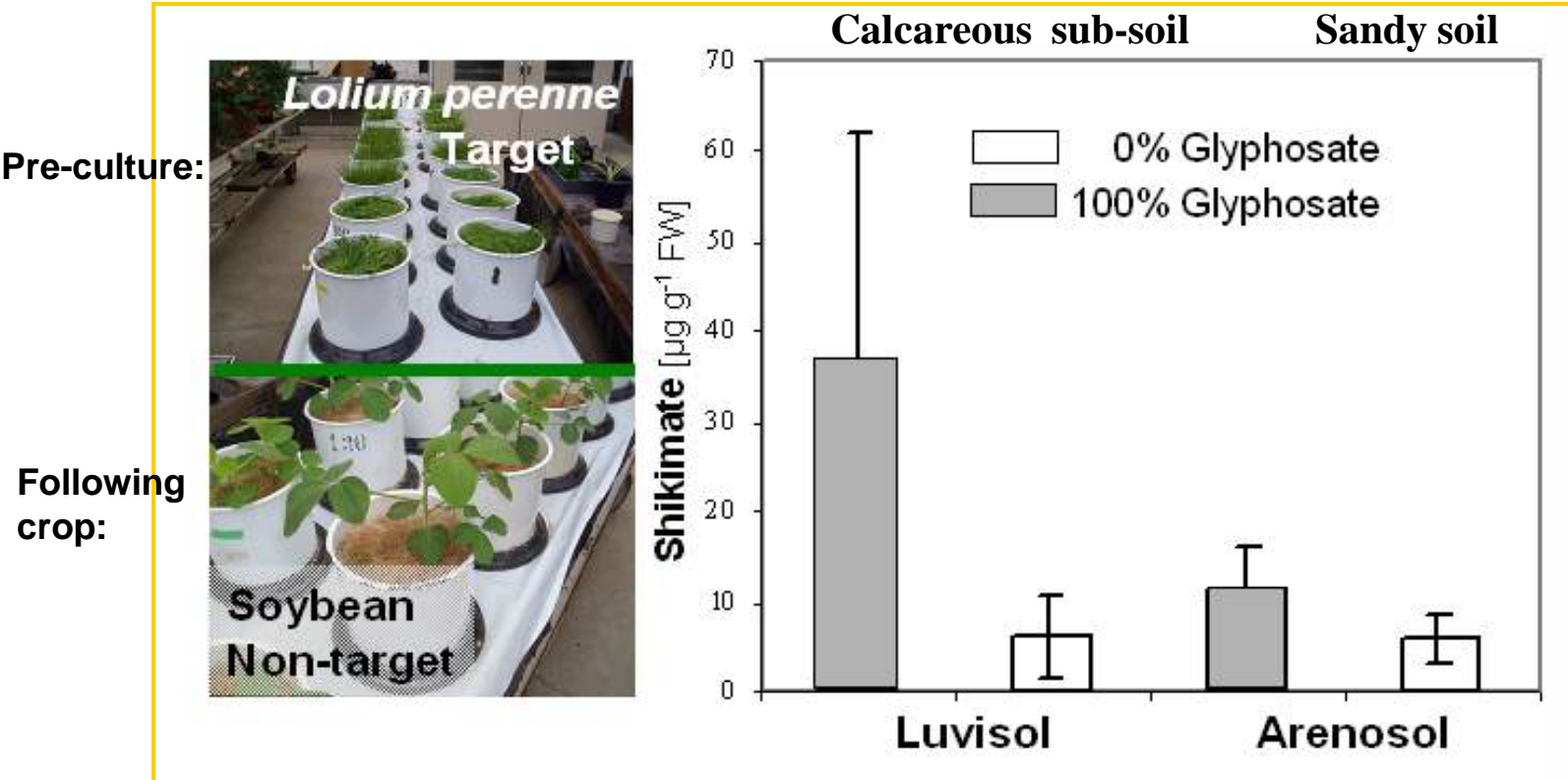
Non-traget plant:
Sunflower
after Glyphosate application



By waiting time of less than 14 days inhibited shoot growth and shikimate accumulation in roots!



Long-term rhizosphere transfer from glyphosate-treated *Lolium perenne* to simultaneously cultivated untreated soybean.



Shikimate accumulation (indicator for glyphosate toxicity) in soybean **8 weeks after glyphosate application** to *Lolium perenne*

Glyphosate-induced shikimate accumulation in non-target plants on the calcareous soil (re-mobilisation of fixed glyphosate?) but not on the Arenosol with low glyphosate immobilisation (complete microbial degradation within 8 weeks?)

הדברת עשבים לקראת גידולי שדה ובשטחי כרב

מועד הטיפול	המינון (סמ"ק/ד"י)	העשבים המודברים	הגידול
לפני הזרעה או לאחר, וכן לקראת שתילה. אין לרסס לאחר השקית ההנבטה. למעט בקרקעות חוליות המכילות פחות מ-10% חרסית.	100 בתוספת 0.5% משטח אס	א, נבטי חד-שנתיים עד גובה 10 ס"מ. לרבות נבטי דורת ארם-צובא שהציצו מורעים.	לקראת גידולי קיץ: כותנה, מקשה, אגוז אדמה, תירס וירקות.
	150 בתוספת 0.5% משטח אס	ב, חד-שנתיים 10-40 ס"מ, יבלית דורית ארם-צובא מקני שורש יצרבו ודוכאו ומנז.	
במצע מוכן לפני הזרעה ולאחריה (לא לשתילה), אין לרסס לאחר השקית ההנבטה. למעט בקרקעות חוליות המכילות פחות מ-10% חרסית.	500 (במוקדים 5%)	עשבים רב-שנתיים: יבלית, דורת ארם-צובא, חבלבל, גומא הפקעים-בעלי עלוה מפותחת.	לקראת זריעת גידולי קיץ: כותנה, מקשה, אגוז אדמה, תירס וירקות.
	300 (במוקדים 3%)	דורת ארם-צובא בלבד.	
על שלף ועשבים מלבליים לאחר השקת יסוד וזריעת הכתנה, לא יאוחר מיומים לפני הצעתה.	150 עד 200 בתתאם לגובה העשבים, בתוספת 0.5% משטח אס	שלף מתחדש ועשבים חד-שנתיים קיימים, לרבות דורת ארם-צובא שהציצו מורעים.	לקראת כותנה בנז-גידול בוריעה למישרין (לאחר חיטה, שעורה, שחת).
על כרב או לאחר פנוי פני הקרקע, משאריות הגידול הקודם, כל עוד העשבים בצומח פעיל.	300 עד 500 בתוספת 100-150 (מינון ראונדאפ הגבוה להדברת יבלית וגומא הפקעים)*	עשביה רב-שנתיות המוללת יבלית, גומא הפקעים, דורת ארם-צובא, יבוס, חבלבל, האג.	טיפול קיצי לקראת דגני חורף בלבד.
	500 (במוקדים 5%)	יבלית בעלת עלוה מפותחת וכן עשביה אחרת הקיימת בזמן הריסוס.	

* בריסוס בתערובת ראונדאפ עם אלבר סופר או טומהוק, עלול רחף התרסים לגרום לפגיעה חמורה בגידולים רגישים לתכשירים אלה, לכן השימוש בשילוב זה כפוף להנחיות ולאמצעי הזהירות בעת הריסוס המפורטים בתוויות, לרבות ההוראות לניקוי המרסס לאחר הטיפול.

נפח התרסיס:

בריסוס קרקע 10-15 ל' / ד"י.

בריסוס אוויר 5 ל' / ד"י (ראה תווית).

טיפול בראונדאפ להקמלת הגידול

נפח התרסיס	מועד הטיפול	המינון (סמ"ק/ד"י)	הגידול
ריסוס קרקע: 10-20 ל' / ד"י ריסוס אוויר: 5-7 ל' / ד"י	עד 7 ימים לפני הקציר	100-300	חיטה, שעורה, בקיה, שיט, תירס, פנסילריה-לשחת או לתחמיץ

הערה: אין לטפל בגידול המיועד לזרעים.



In Israel: Glyphosate use on dry and sandy soils forbidden as mentioned on the package label for farmers use.



The results by Myriam Fernandez on negative effects of glyphosate on FHB incidence in Canada even 18-36 months after glyphosate application might indicate even longer waiting times in distinct situations with a long lasting glyphosate effect!

In conclusion, waiting times after weed control with glyphosate might be

0 - 3 weeks for wet, light soils with a fast
turn-over of weed roots (e.g. in Brazil),

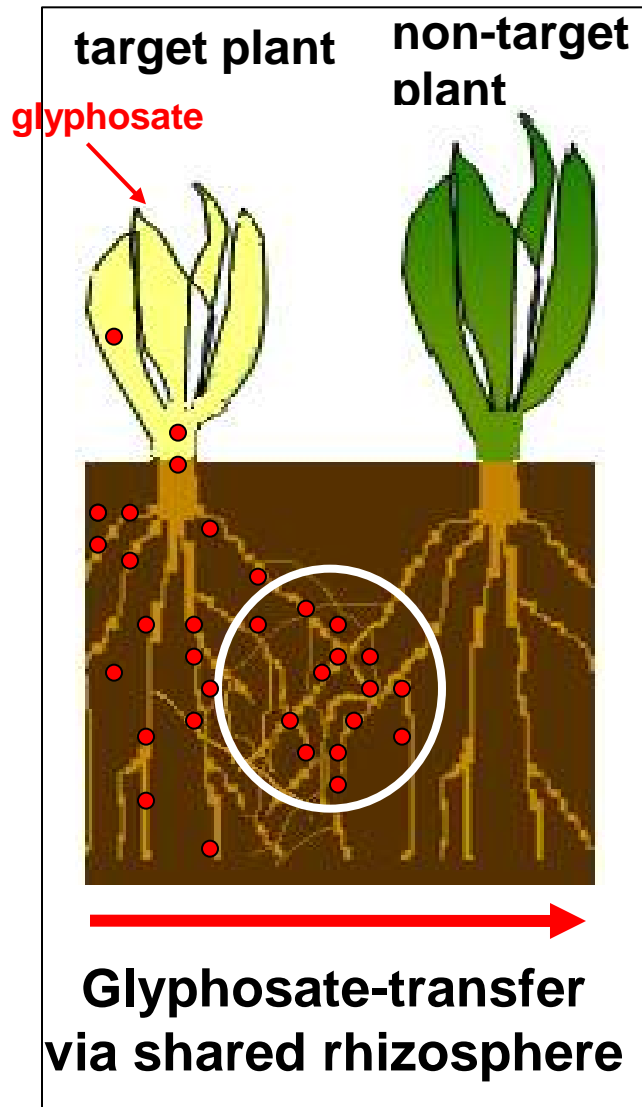
4 - 8 weeks for wet, heavy calcareous soils with a slower
turn-over of weed roots,

but might be up to

1 year for dry sandy soils as wide-spread in Israel,

1.5 - 3.0 years for cold soils with an impeded turn-over of weed
roots as in some regions of Canada.

■ The Rhizosphere: An important place for possible glyphosate toxicity



Obviously, various processes of glyphosate dynamics take part in the immediate vicinity of roots, the so-called rhizosphere.

What are these various processes of importance for glyphosate toxicity?

□ The Rhizosphere: An important place for possible glyphosate toxicity

glyphosate dynamics in the rhizosphere:

chemical processes:

chemical degradation:
(e.g. by metal oxides)

Stabilization of glyphosate in the rhizosphere:

low degradation:

• low activity of MOs

low fixation

• high P

• low clay

• low divalent cations

Fixation of glyphosate in soils:

Ca, Fe, Al, clay, OM,

low P

Morillo et al.2000, Gimsing et al.
2004 Sørensen et al. 2006

translocation of glyphosate from shoot to root and subsequent release into the rhizosphere:

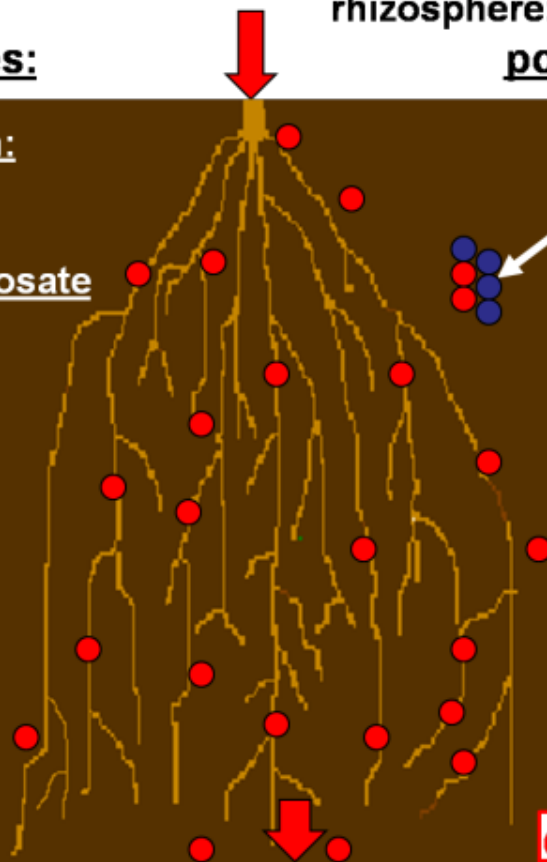
potential consequences:

formation of phyto-toxic metabolites (e.g. AMPA)

Transfer of glyphosate to non-target plants,
glyphosate-toxicity,
damage, yield reduction

Reduced availability of micronutrients (Fe, Zn, Mn)

Over time:
Potential long-term storage and remobilization



Leaching of Glyphosate: (Kjær et al. 2005)

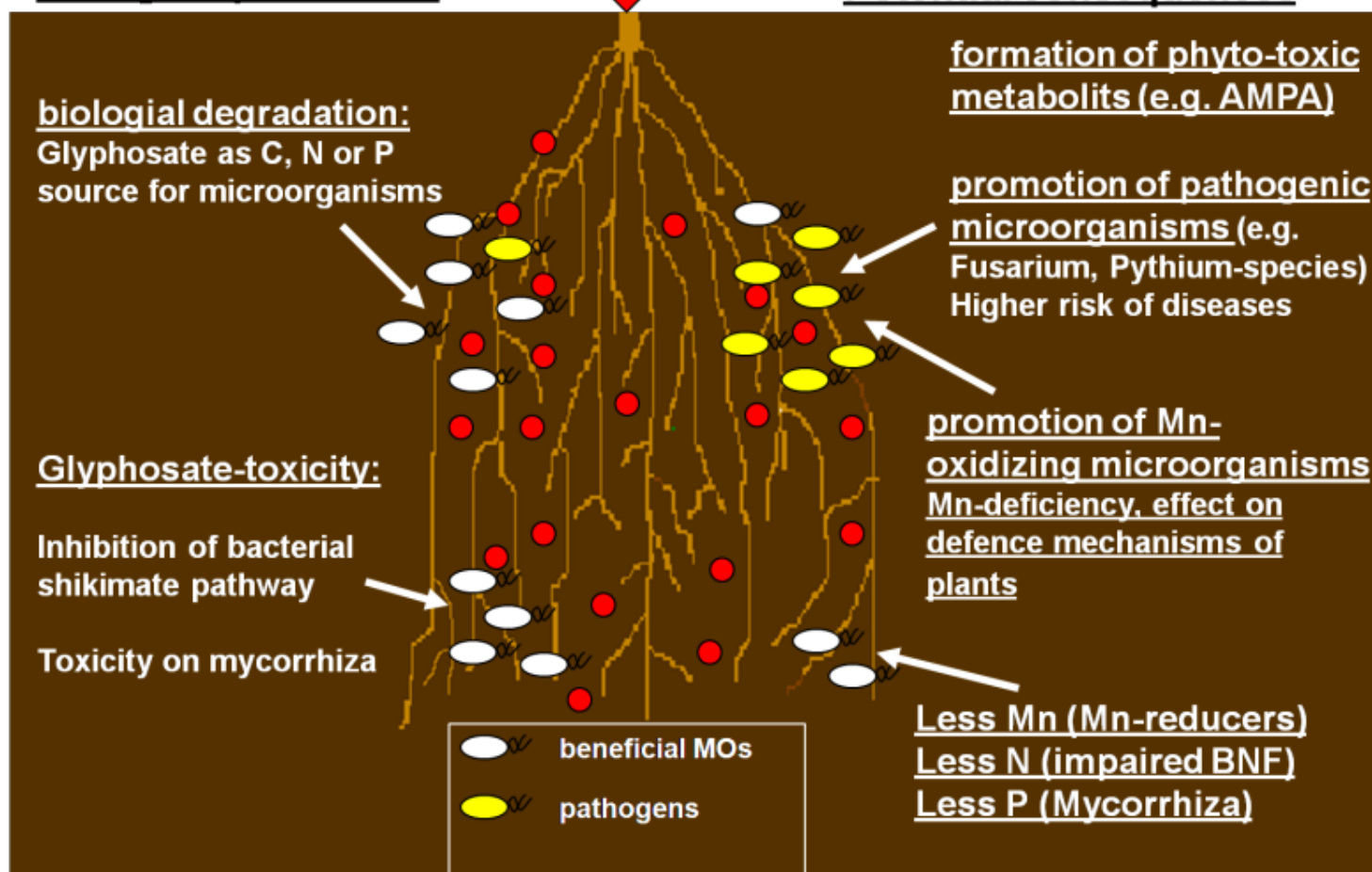
□ The Rhizosphere: An important place for possible glyphosate toxicity

glyphosate dynamics in the rhizosphere (cont.)

translocation of glyphosate from shoot to root and subsequent release into the rhizosphere:

biological processes:

Potential consequences

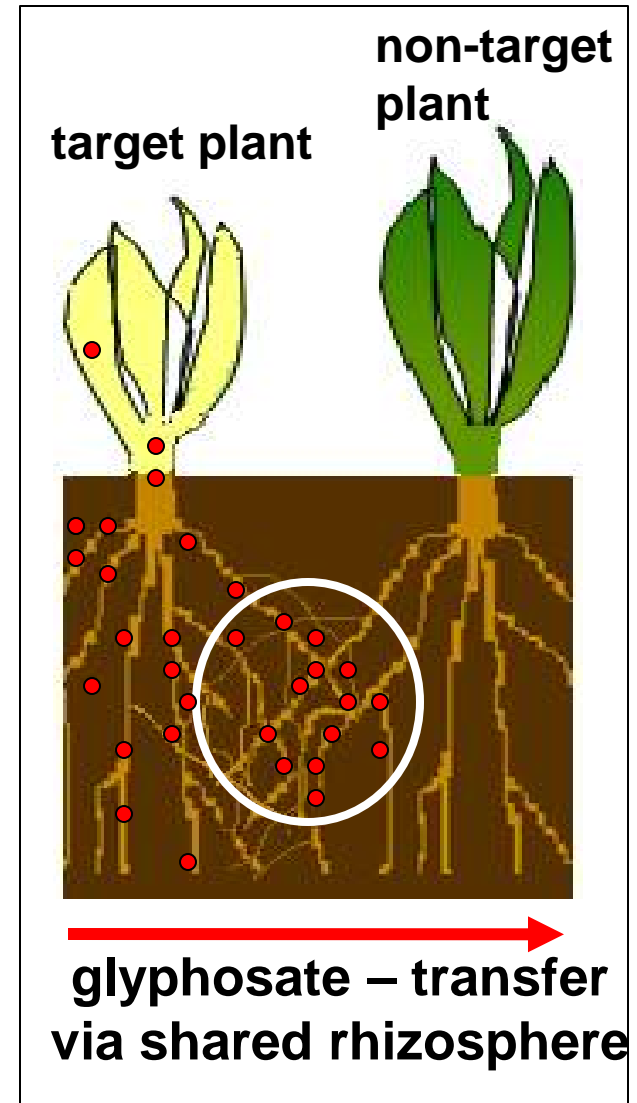


□ The Rhizosphere: An important place for possible glyphosate toxicity

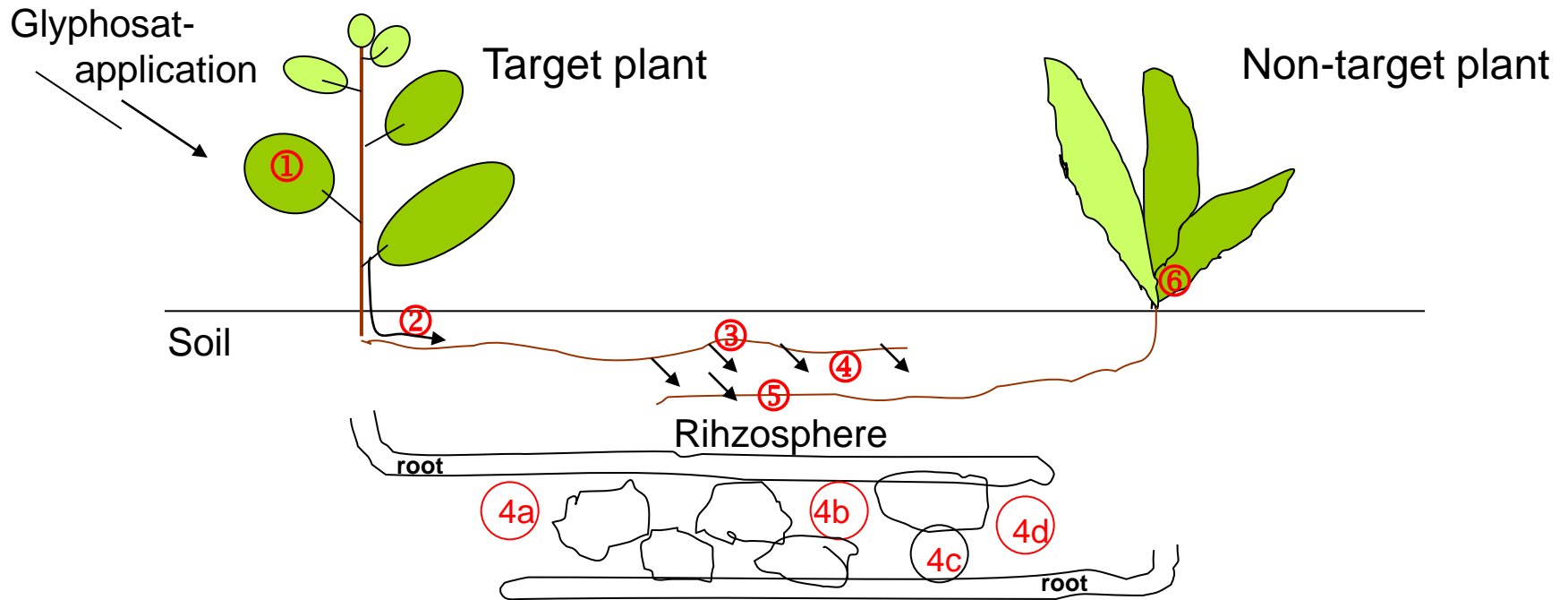
These various chemical and biological processes and their interdependencies may change with:

- soil chemical properties (pH, redox)
- microbial population
- application frequency
- application time
- plant species
- over time

The role of the rhizosphere as place for glyphosate toxicity may drastically increase in case of a shared rhizosphere between glyphosate treated and non-treated plants



Dynamics of Glyphosate/AMPA in the Rhizosphere (Model)

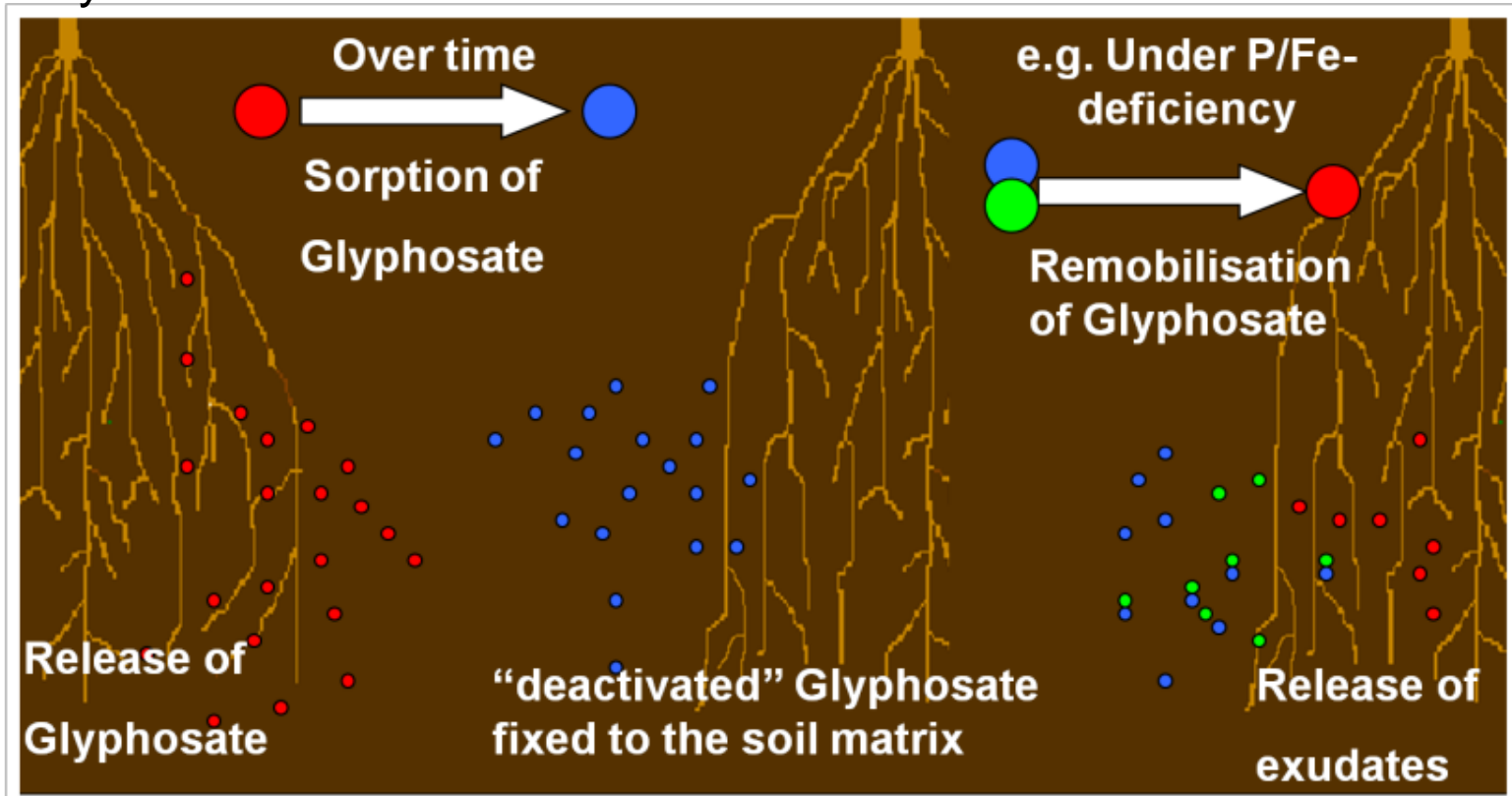


- ① foliar uptake of glyphosate
- ② transfer of glyphosate into apical root zones
- ③ release of glyphosate and possible metabolites (AMPA) into the rhizosphere of target plants **or degradation of root residues**
- ④ glyphosate/AMPA dynamics in the rhizosphere
 - a) extent of interactions between root system of target and non-target plants (intermingled roots)
 - b) glyphosate immobilization in the rhizosphere
 - c) glyphosate remobilization by root-induced changes in the rhizosphere of non-target plants
 - d) interaction of glyphosate with Mn-reducing/oxidizing rhizosphere microorganisms
 - e) effect of glyphosate on mycorrhizae and microbial diversity
- ⑤ uptake of glyphosate by non-target plants
- ⑥ translocation of glyphosate/AMPA into the shoot of non-target plants and induction of disorders

■ Remobilization of glyphosate from soils: a possible reason for prolonged glyphosate-toxicity in soils?

In soils, glyphosate behaves similar to P by strong adsorption to Fe, Al, Ca, organic matter and clay minerals (Morillo et al., 2000, Gimsing et al., 2004, Sørensen et al., 2006)

BUT: a remobilization e.g. by carboxylates released under nutrient deficiency has to be considered!

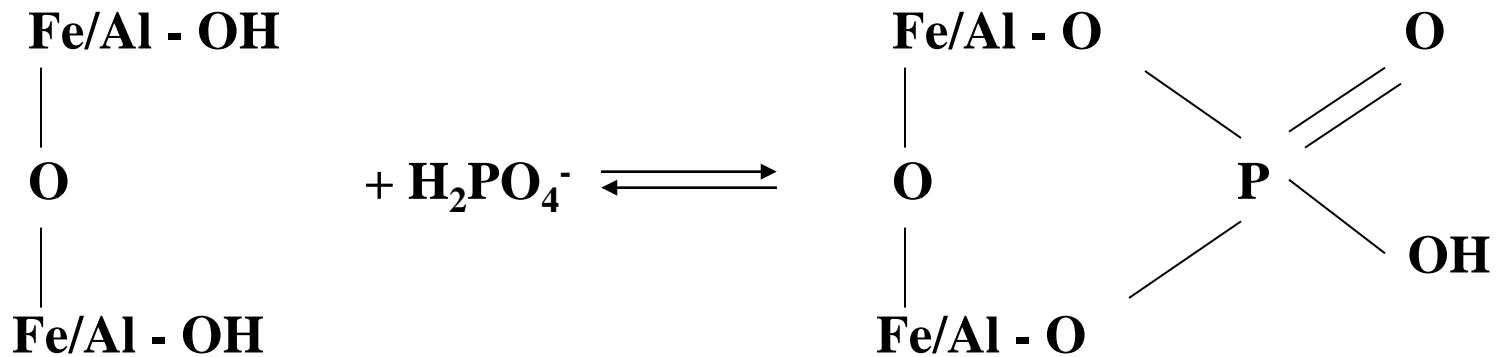
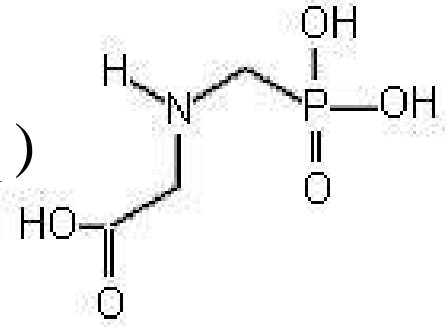


In the rhizosphere accumulated and stabilized glyphosate can be remobilized and take up by non-target plants

Glyphosate: n-Phosphonomethyl glycine


Structural similarities with inorganic phosphate (P_i)

Adsorption characteristics in soils similar to P_i




From these consideration it can be concluded that P-efficient plant species will mobilize glyphosate more efficient under low P status and that measures for a better P fertilizer use (e.g. pH lowering, silicate or water-soluble humic substances) will also enhance a remobilization of glyphosate !

■ Roots of non-target plants as prime victims of glyphosate residual toxicity:



Sunflower seedlings grown on an acidic Arenosol 14 days after glyphosate weed (*Lolium perenne*) desiccation.

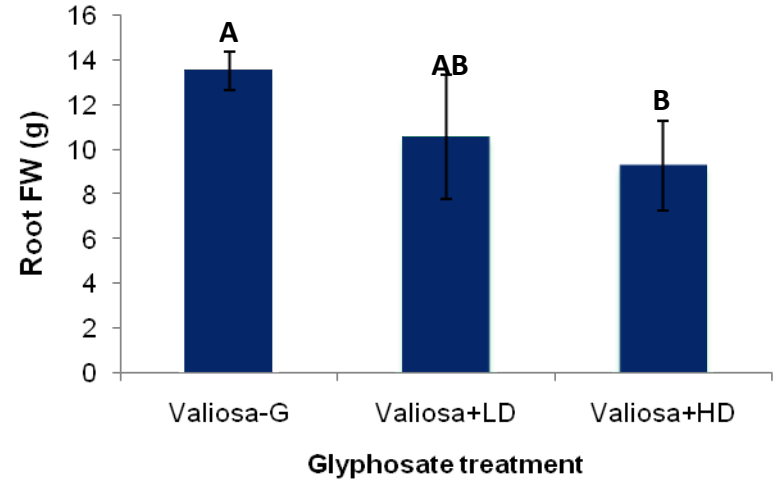
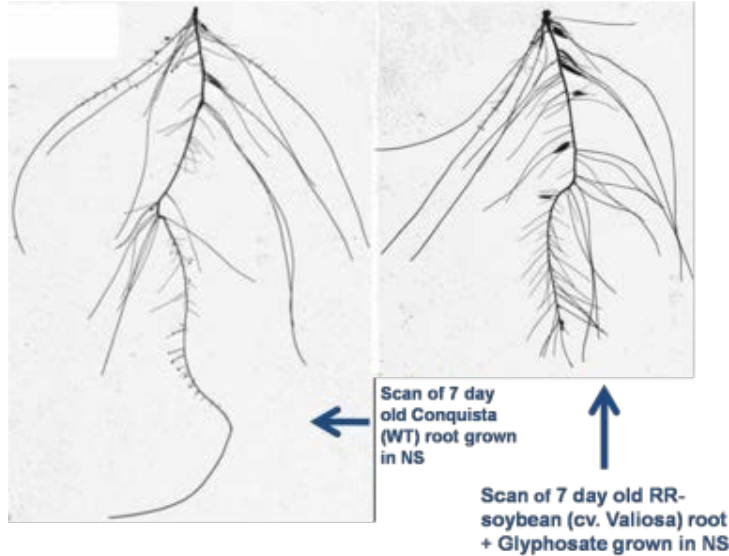


Sunflower roots grown on an acidic Arenosol (top) and calcareous Luvisol sub soil (bottom) at 0 days waiting time after glyphosate desiccation of pre-cultivated weed



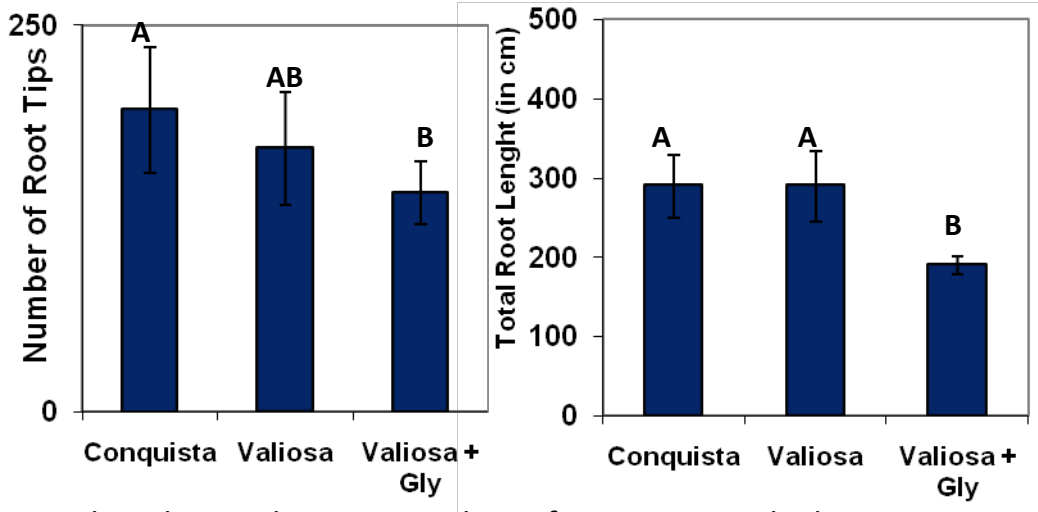
Inhibited root growth of non-target plants after weed glyphosate desiccation if required waiting time is not considered!

Glyphosate effect on root morphology and -growth of RR soybean plants (cv. Valiosa) grown in soil and nutrient solution cultures.



Inhibition of root biomass of RR soybean (cv. Valiosa) grown on calcareous soil due to glyphosate application at lower (LD i.e. 2L/ha) and higher (HD i.e. 4L/ha) range of recommended dosage proposed by the producer company.


Results on root growth and morphology of non-target and RR-plants highlight risk of increased drought stress by glyphosate use.



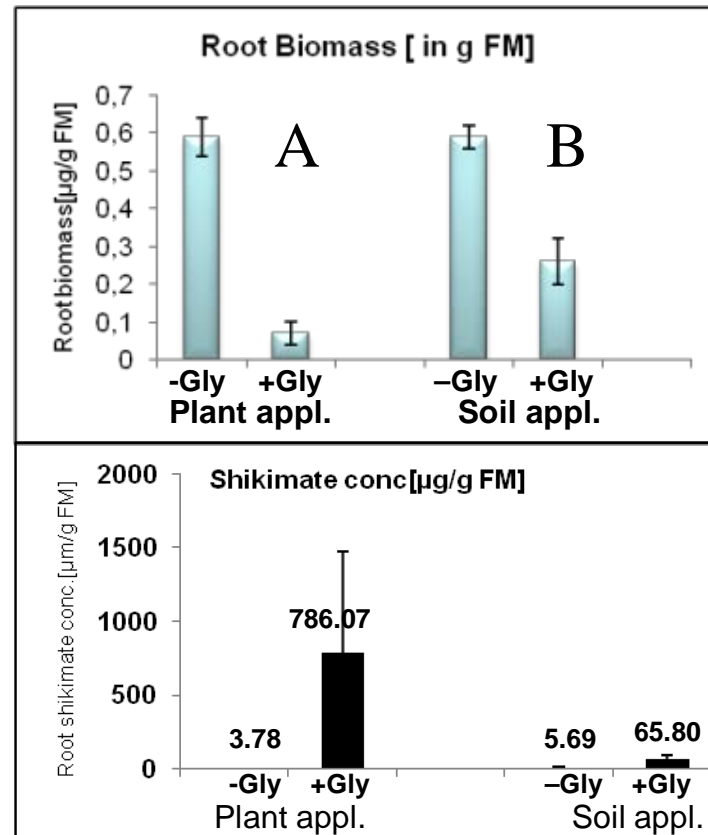
Reduced root elongation 4 days after 28.4mM Glyphosate (recommended rate) application to RR soybean (cv.Valiosa) grown in hydroponics (formation of shorter and reduced number of roots).

■ Roots of target plants: Key players in affecting stabilization and toxicity of glyphosate

(Green-house model experiment)

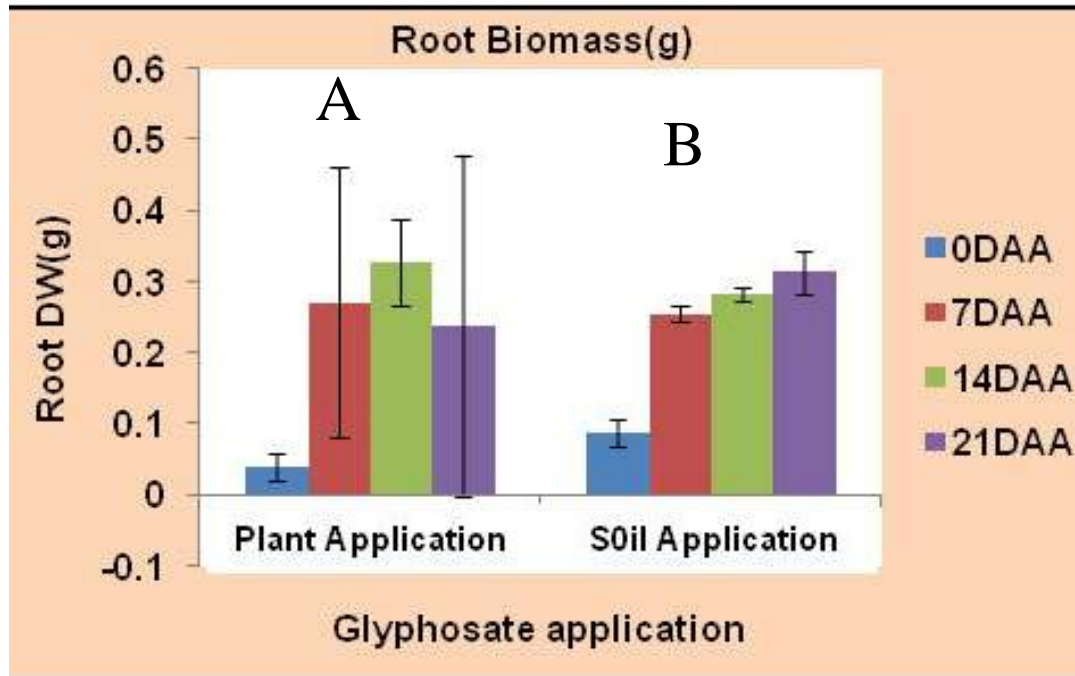


*Inhibited sunflower seedling growth (both shoot and root) sown zero days after glyphosate desiccation of pre-cultivated *Lolium perenne* as weed(A) and direct soil application(B). Stronger effect in weed (A) than soil application (B)!*



*Root biomass and intracellular shikimate accumulation of sunflower seedlings grown 0 days after *Lolium perenne* weed glyphosate desiccation (plant appl.) and direct soil incorporation (soil appl.). Stronger residual toxic effect in plant (A) than soil application (B).*

Differential pattern of glyphosate residual toxicity between target plant application and direct soil application



Extended glyphosate residual toxicity after plant application compared to soil incorporation.

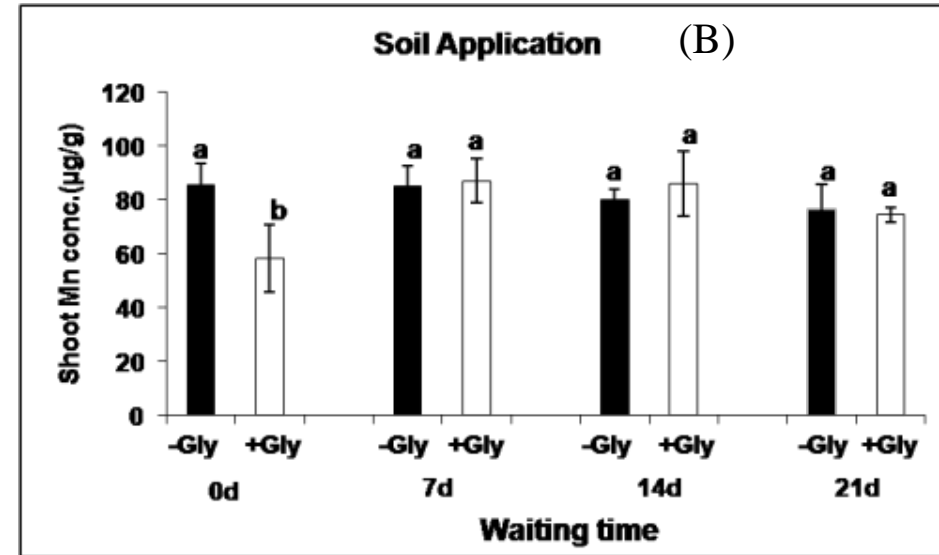
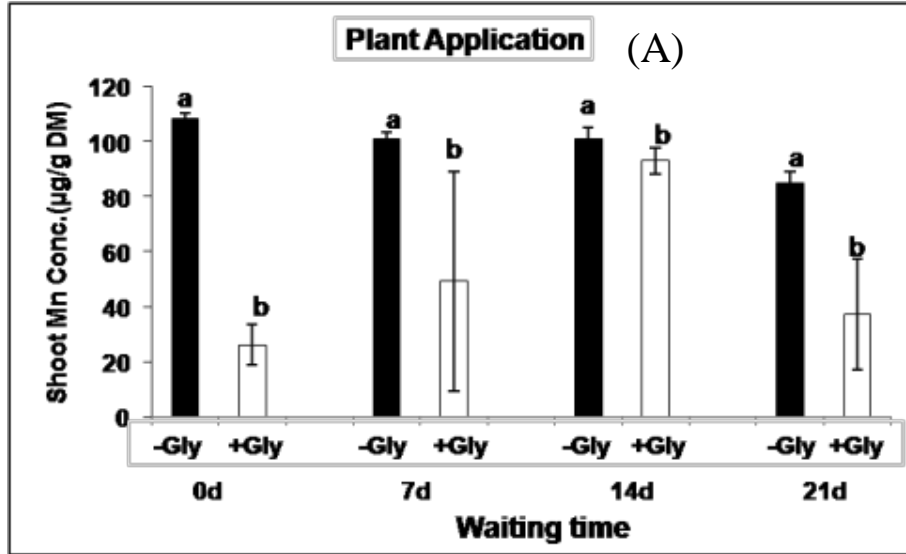
Root biomass of sunflower plants grown on acidic Arenosol after glyphosate Lolium perenne weed desiccation or direct soil application.

Note: The big standard errors in plant application (A) seem to represent hot spot glyphosate pool formation in the rhizosphere rather than due to random sampling variability, as there were similar high differences in plant growth within the same pot.

Similar hot spot effects of glyphosate were observed in Ni deficiency of pecan trees by Wood et al. and Bai et al. (see before).

Soil type and application mode dependent inhibition of Mn acquisition by glyphosate:

Arenosol



Mn concentration of sunflower plants grown on acidic Arenosol I with low buffering capacity at different waiting times after *Lolium perenne* weed glyphosate desiccation (plant application) and direct soil incorporation (soil application).

In soils with a low buffering capacity, glyphosate residual toxicity can be extended up to 21 days waiting time!!



Soil type dependent role of roots in stabilization process of glyphosate in a soil!!.

□ Roots of target plants: Key players in affecting stabilization and toxicity of glyphosate

Clear indications for roots as key players in stabilization of glyphosate in pot experiments with sunflower, BUT: These findings of the model pot experiment need further confirmation by

- further distinct pot experiments and
- field experiments with different crops (on-going!)


Further, the research of the Italian group (Senesi et al. 199x) on the stabilization of glyphosate on organic matter in the rhizosphere (root exudates?) has to get re-examined including the turn-over of weed roots, high in accumulated glyphosate.

■ Conclusions / Prospects

- Farmers of non-till practice in Brazil are in favor of glyphosate.
- However, they recognize increasing problems with micronutrient deficiencies, drought and disease problems.
- With innovative rotations (including black oat), higher micronutrient fertilization and more pesticide application they try to counteract at least partially these problems.
- For a better understanding of the non-foreseen negative side-effects of glyphosate by Monsanto the rhizosphere as the immediate vicinity of roots has to be taken into consideration.
- Obviously, in the earlier studies with a rapid detoxification or immobilization of glyphosate in soils, the rhizosphere of target (weed) plants was not properly considered.
- Glyphosate and its high toxic metabolite AMPA (amino-ethylphosphonic acid), released into the rhizosphere of target plants are long enough stable to be taken up by following crop plants (non-target plants) with detrimental effects if waiting times are not considered.

■ Conclusions / Prospects (continuation)

- Roots of target (weed) plants are the key players affecting stabilization and toxicity of glyphosate depending on the conditions of degradation of the glyphosate containing root residues (soil type and weather dependent).
- A possible re-mobilization of soil-adsorbed glyphosate in the rhizosphere of non-target plants after repeated application of the herbicide over the years, particularly under non-till practice, is not seriously considered up till now.
- A new risk assessment for glyphosate including the rhizosphere processes with stabilized glyphosate in root residues is urgently claimed, in particular if the expected increasing use of Roundup-resistant (RR) cultivars world-wide is considered.
- To avoid negative effects of glyphosate on plant growth and micronutrient acquisition and thus on disease resistance of the following crop, the turnover of glyphosate in the rizosphere via an adequate waiting-time for different soil types and weather conditions have to get elaborated.
- For all the above mentioned requests a stop of the highly polarized or black and white discussion of the glyphosate issue is urgently needed!




A modeling approach might help to predict the needed waiting time to avoid negative side-effects of glyphosate depending on conditions for degradation and thus release of stabilized glyphosate in roots of target (weed) plants as key players in glyphosate toxicity in the rhizosphere.

Muito obrigado! Thank you for your kind attention!

“The Glyphosate Research Team”

M. Guldner



I. Cakmak; O. Levent
Sabanci University



S. Bott (U.H)



V. Römheld T. Yamada I. Cakmak,
at the airport Guarulhos, San Paulo, Brazil

T. Tesfamariam
Fanghua Ye
C. Weishaar

K. Stock-de Oliveira Souza
E. Landsberg
S. Kohls
G. Neumann

University Hohenheim (U.H.)